











































Square Foot Gardening from the Seed Guy <https://www.facebook.com/theseedguy>

SQUARE FOOT GARDEN PLAN GUIDE

garden365.com

 Tomatoes 1	 Peppers 1	 Onion 9	 Head Lettuce 4	 Carrots 6	 Leaf Lettuce 16	 Cucumber 2
 Hot Pepper 1	 Winter Squash 1	 Sweet Potatoes 1	 Potatoes 2	 Pumpkins 1	 Cauliflower 1	 Corn 2
 Beets 9	 Eggplant 1	 Spinach 9	 Garlic 4	 Radishes 16	 Melons 1	 Celery 2
 Brussel Sprouts 1	 Kale 2	 Summer Squash 1	 Rosemary 1	 Cilantro 9	 Sage 1	 Chives 1
 Bush Beans 4	 Pole Beans 4	 Basil 2	 Bok Choy 1	 Parsnips 9	 Dill 9	 Oregano 1
 Cabbage 1	 Turnips 9	 Parsley 2	 Thyme 2	 Rutabagas 4	 Peas 8	 Okra 1

*Numbers represent the number of plantings per square foot

From the SeedGuy <https://www.facebook.com/theseedguy>

SQUARE FOOT GARDENING USED BY MORE FAMILIES

Square Foot Gardening will work great for you, coupled with raised beds.....especially if you have had rain issues in the past, or your Garden soil is very rocky, or you might have back issues, and want to make sure you are above ground level. I'm attaching a chart of how many of each of these

vegetables you would plant in each 1 Ft. x 1 Ft. square. If you haven't used this method, you might want to give this a try at least with a part of your Garden.

You can grow any plant you want in a square foot garden, but vegetables and herbs are normally grown, since this design is meant to increase produce yields. Use the recommended Seed spacing on the Seed packet, and plant just one in a square if it says to plant them 12 inches apart. If the packet calls for six-inch spacing, put four in one square; four-inch spacing allows nine Seeds; and three-inch spacing means you can put sixteen Seeds in one square.

Cover Seeds shallowly with loose soil, and water right away. You can also just look on this chart, and plant how many seeds of each variety is listed per square.

Using untreated lumber will avoid the possibility of chemicals from treated lumber leaching into your soil. Boxes should be 6 to 8 inches deep and boards that are 1 by 6 or 2 by 6 are good choices. A power drill with a screwdriver bit and some deck-type screws will work great to fit the boxes together. If you plan to put the boxes on existing grass, you will want to lay down landscape cloth underneath to keep grass or weeds from sprouting up inside your garden.

You can make your boxes two feet, three feet, or four feet on a side. Don't build one wider than four feet, or it'll get hard to reach the plants.

Square foot gardening relies on rich, loose soil, not the usual garden soil from your yard. A rule of thumb is to use one-third heavy compost, one-third peat moss, and one-third coarse vermiculite. Be sure the compost you use is true, dark compost. You may have to make it yourself.

You also need a grid of some kind to fit on top of the boxes before planting, to keep plants separate and plan your square foot garden. The lines of the grid should divide the box into square feet. If you have some thin scrap wood or plastic around, you can nail a grid together out of it, or some gardeners just use heavy string tied across the box, and put nails into the box edges every foot.

In a square foot garden, watering is needed more often than in a conventional garden, but varies with your plants. Note their water requirements, water more during hot or dry spells in the summer. Use lukewarm water in the spring, to help warm up the soil. You can plant more than one crop in a square foot if your first one is harvested early.

You will want to get your Heirloom Seeds from a reliable source like THE SEED GUY. We have Great Pricing on our 60 Variety Heirloom Seed Package, 34,000 Seeds, Non GMO, Fresh from the New Fall 2022 Harvest, and Priced Now at \$89 <https://theseedguy.net/.../50-60-variety-heirloom-seed...>

We also have 8 other Heirloom Seed packages, and all our Individual Varieties in Stock Now on our Seed Guy website. <https://theseedguy.net/15-seed-packages>

You can also call us 7 days a week, and up to 10:00 pm every night, at 918-352-8800 to ask questions or place an Order By Phone.